



SNM
CRANES

Un allié à votre hauteur

CATALOGUE

Pièces détachées Grues Challenger



**CATEGORIES :**

[Ailes et Ridelles](#)
[Barres](#)
[Cales](#)
[Cardans](#)
[Cylindres](#)
[Distributeurs](#)
[Divers](#)

[Durites](#)
[Echappements](#)
[Echelles](#)
[Elec](#)
[Faisceaux](#)
[Flèches](#)
[Flexibles](#)

[Interrupteurs](#)
[Joints](#)
[Liaisons AD BLUE](#)
[Moufles](#)
[Patins](#)
[Ponts](#)
[Radiateurs](#)

[Runners](#)
[Tourelle](#)
[Treuils](#)
[Tuyaux](#)
[Valves](#)
[Vérins](#)
[Kits](#)



REFERENCE	DESIGNATION	CATEGORIE	PHOTO
N8344527	AILE AR GAUCHE	Ailes et Ridelles	
N7744595	AILE ARR DROITE	Ailes et Ridelles	
Q8344529	AILE ARR DROITE	Ailes et Ridelles	
P7744596	AILE ARR GAUCHE	Ailes et Ridelles	
F7744588	AILE AV DROITE	Ailes et Ridelles	
R8344530	AILE AV DROITE	Ailes et Ridelles	
G7744589	AILE AV GAUCHE	Ailes et Ridelles	
L8344525	AILE AV GAUCHE	Ailes et Ridelles	
M8344526	AILE DEMI ESSIEU RDC	Ailes et Ridelles	
J7744591	AILE RESERVOIR	Ailes et Ridelles	








REFERENCE	DESIGNATION	CATEGORIE	PHOTO
K8344524	AILE RESERVOIR GO	Ailes et Ridelles	
G7844501	COFFRE AR GAUCHE	Ailes et Ridelles	
K7744592	FACADE COFFRE DROIT	Ailes et Ridelles	
U8344533	FACADE COFFRE DROIT	Ailes et Ridelles	
Q7744597	RIDELLE DROITE	Ailes et Ridelles	
T8144547	RIDELLE DROITE AC40	Ailes et Ridelles	
M8244522	RIDELLE GAUCHE	Ailes et Ridelles	
U8144548	RIDELLE GAUCHE AC40	Ailes et Ridelles	
J8742745	BARRE A REACTION	Barres	
G8742743	BARRE DIRECTION L1094	Barres	
X7843274	ARRET CALE	Cales	














REFERENCE	DESIGNATION	CATEGORIE	PHOTO
W7843273	CALE	Cales	
J6622881	CALE MONT.BOUTEILLE AIR	Cales	
F6423146	CALE RENFORT LATERALE CADRE	Cales	
M6728477	SUPPORT CALE	Cales	
D2140176	CARDAN	Cardans	
K2140182	CARDAN POMPE	Cardans	
H8443123	CYLINDRE TRISTOP	Cylindres	
J8443124	CYLINDRE TRISTOP	Cylindres	
V6943673	DISTIBUTEUR	Distributeurs	
R6943669	DISTRIBUTEUR BLOC SUSP	Distributeurs	
C8131307	TOURET CABLE D18 VEROTOP 160M	Divers	











REFERENCE	DESIGNATION	CATEGORIE	PHOTO
N7743261	BRAS DE RETRO ANTEVISEUR	Divers	
U0236711	SUPPORT ATTACHE REMORQUE	Divers	
G8938933	WT INTARDER	Divers	
M7343313	UNITE LIMITATION PRESSION AIR WABCO 97500900 10	Divers	
M7250117	COLLECTEUR AIR	Divers	
W1600596	COLLECTEUR ELECTRIQUE	Divers	
H1440888	REPARTITEUR	Divers	
R0145697	RONDELLE 21X44X14	Divers	
D0229497	ROULEAU	Divers	
U6750518	FILTRE A AIR COMPLET MANN+HUMMEL 4492085904	Divers	
G9141034	BOITIER RELAIS RALENTISSEUR	Divers	

REFERENCE	DESIGNATION	CATEGORIE	PHOTO
R7924159	ARRET AXE	Divers	
M6743542	POMPE 28CC+28CC	Divers	
M8490530	KIT HELICE ET VISCO MERCEDES	Divers	
L7943290	MANCHON AIR	Divers	
H7743256	DURITE AIR	Durites	
K7342299	DURITE ASPI D,INT4 LG2300	Durites	
E1503652	DURITE DE CHAUFFAGE D22 AU METRE	Durites	
A8290511	KIT ECHAPPEMENT	Echappement	
E8140511	KIT ECHAPPEMENT	Echappement	
L8090559	KIT ECHAPPEMENT	Echappement	
K8090558	LIGNE ECHAPPEMENT	Echappement	

REFERENCE	DESIGNATION	CATEGORIE	PHOTO
H7744590	EHELLE ACCES	Echelles	
G6226014	EQUERRE FIXATION ECHELLE	Echelles	
R9141043	COFFRET ELEC EQUIPE	Elec	
K8941098	COFFRET ELECTRIQUE	Elec	
X9141026	COFFRET ELECTRIQUE	Elec	
B7143663	ELECTRO CLAPET	Elec	
U6441114	RELAIS BISTABLE 24V 300A	Elec	
G9452247	FAISCEAU ADD CAB CHG CAPTEUR	Faisceaux	
B9452242	FAISCEAU CABINE PORTEUR	Faisceaux	
Q9452232	FAISCEAU CABINE TOU.CHALL 3160/80	Faisceaux	
C8852288	FAISCEAU CABINE TOURELLE	Faisceaux	



REFERENCE	DESIGNATION	CATEGORIE	PHOTO
M9052236	FAISCEAU PORTEUR DIRECTION CHALL 31.60/80	Faisceaux	
B9052272	FAISCEAU REMORQUAGE P12312	Faisceaux	
S9452257	FAISCEAU DETECTEUR TOURELLE	Faisceaux	
F2713568	1ER ELEMENT (CAISSON DE BASE)	Flèches	
A8427880	AXE PIED DE FLECHE	Flèches	
D9141031	COFFRET EXTENSION FLECHE CHALL	Flèches	
E9141032	COFFRET JIB FLECHE CHALL	Flèches	
G2713569	ELEMENT 1 NUE	Flèches	
H2713570	ELEMENT 2 NUE	Flèches	
R2713578	ELEMENT 3 NUE	Flèches	
P2713576	ELEMENT 4 NUE	Flèches	

REFERENCE	DESIGNATION	PRIX REMISE	CATEGORIE	PHOTO
Q2713577	ELEMENT 5 NUE		Flèches	
U8190502	KIT PIECES MECA FLECHE 3160		Flèches	
M6440770	FLEXIBLE GAINÉ D95 AU M		Flexibles	
H7731917	FLEXIBLE		Flexibles	
H9331935	FLEXIBLE		Flexibles	Photo non dispo
Q9331942	FLEXIBLE		Flexibles	Photo non dispo
R6142211	FLEXIBLE		Flexibles	
T9331968	FLEXIBLE		Flexibles	Photo non dispo
V9331901	FLEXIBLE		Flexibles	
W9331948	FLEXIBLE		Flexibles	
W9331971	FLEXIBLE		Flexibles	




REFERENCE	DESIGNATION	CATEGORIE	PHOTO
K8390524	KIT FLEX OPTION DIRECT TOURELLE	Flexibles	
F8490524	KIT INTERRUPTEUR	Interrupteurs	
E8490523	KIT INTERRUPTEUR TOURELLE	Interrupteurs	
10188802	JOINT TOURNANT OCCAS	Joints	Photo non dispo
X6551042	JOINT COLLECTEUR ENT AIR MOT A45709800080	Joints	
A5145238	JOINT CUIVRE	Joints	
D7442205	LIAISON AD BLUE	Liaisons AD BLUE	
Z7442201	LIAISON AD BLUE	Liaisons AD BLUE	
K7238362	MOUFLE 30T 2POULIES D18 SIMPLE	Moufle	
M7238364	MOUFLE 50T 3 POULIE D18 DOUBLE 614KG	Moufle	
F7238381	MOUFLE 50T 3POULIES D18 DOUBLE 300/550	Moufle	

















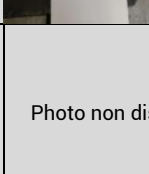



REFERENCE	DESIGNATION	CATEGORIE	PHOTO
V7238372	MOUFLE 50T 3POULIES D18 DOUBLE 300/550	Moufle	
E7238380	MOUFLE 50T 3POULIES D18 SIMPLE 300/600	Moufle	
R7238368	MOUFLE 50T 3POULIES D18 SIMPLE 300/600	Moufle	
P7238366	MOUFLE 8T SANS POULIE 170KG	Moufle	
X7238374	MOUFLE 8T SANS POULIE 170KG	Moufle	
A2327968	PATIN APPUI	Patins	
A7028455	PATIN STAB	Patins	
H2813505	PATIN STAB	Patins	
B6048518	PONT KESSLER 61.0374.3	Ponts	
D6048520	PONT KESSLER 72.6508.3	Ponts	
J7743234	RADIATEUR	Radiateurs	









REFERENCE	DESIGNATION	CATEGORIE	PHOTO
U7843248	RADIATEUR	Radiateurs	
S8090565	MECA RUNNER	Runners	
C0613964	RUNNER CH3180 EQ	Runners	
U8090567	SUPPORT RUNER	Runners	
D7744586	PORTE BASCULANTE TOURELLE	Tourelle	
N0267180	TREUIL 6T + CABLE (C8131307/54205412) D18 VEROTOP	Treuil	
E7990572	KIT TUYAU TOURELLE P12312	Tuyaux	
Z8190506	KIT TUYAU	Tuyaux	
H7990575	KIT TUYAU CHASSIS	Tuyaux	Photo non dispo
C8090551	KIT TUYAU PREDISPO SOS	Tuyaux	
F8290562	KIT TUYAU RIGIDE	Tuyaux	



REFERENCE	DESIGNATION	CATEGORIE	PHOTO
W8090592	KIT TUYAU RIGIDE	Tuyaux	Photo non dispo
C8490521	KIT TUYAU SOUS ENSEMBLE HYDRAULIQUE	Tuyaux	
A7250198	TUYAU RIGIDE	Tuyaux	
D9449024	TUYAU RIGIDE	Tuyaux	
E9647170	TUYAU RIGIDE	Tuyaux	
F9649149	TUYAU RIGIDE	Tuyaux	
G9647172	TUYAU RIGIDE	Tuyaux	
G9649150	TUYAU RIGIDE	Tuyaux	
H9647173	TUYAU RIGIDE	Tuyaux	
J9647174	TUYAU RIGIDE	Tuyaux	
K9647175	TUYAU RIGIDE	Tuyaux	

REFERENCE	DESIGNATION	CATEGORIE	PHOTO
L9647176	TUYAU RIGIDE	Tuyaux	
M9647177	TUYAU RIGIDE	Tuyaux	
P5847855	TUYAU RIGIDE	Tuyaux	
Q5847856	TUYAU RIGIDE	Tuyaux	
S5847858	TUYAU RIGIDE	Tuyaux	
T5847859	TUYAU RIGIDE	Tuyaux	
H4531973	TUYAU T604 17BARS SAER4 1P 16 1.5M	Tuyaux	Photo non dispo
G1503654	TUYAU THERMOPLA D10 1 FREINAGE AU M	Tuyaux	
A8090549	KIT TUYAU TREUIL AUXILIAIRE	Tuyaux	
N7343360	VALVE COUPURE ADMISSION AIR	Valves	
B7443330	VALVE 5BARS	Valves	



REFERENCE	DESIGNATION	PHOTO																																																		
A6042192	ENROULEUR VERIN FLECHE A VERROU																																																			
F5946862	VERIN 110X90 COURSE 640 CALAGE P12312																																																			
R5946872	VERIN 110X90 COURSE 640 CALAGE P12312																																																			
A8490519	<p>KIT FLEX CHASSIS 31.60/80</p> <table border="1"> <tr><td>Z7342243 - FF/DC 45° D18L LG 1200</td><td>M7142293 - FF/DC 45° D15L LG 2750</td></tr> <tr><td>Z7242262 - MF/DC 90° D15LD16S LG 700</td><td>M6042203 - FF/DC 90° D12L LG 1500</td></tr> <tr><td>Z7242216 - FF/DC 90° D16S LG 950</td><td>L8431919 - FF/DC 90° D18L LG 2850</td></tr> <tr><td>X7342242 - FF/DC 45° D15L LG 320</td><td>L7442212 - FF/DC 45° D12L LG 2150</td></tr> <tr><td>W7242260 - FF/DC 90° D15LD16S LG 700</td><td>L7242227 - FF/DC 90° D15L LG 1950</td></tr> <tr><td>W7242237 - MF/DC 90° D15L LG 400</td><td>L7142282 - FF/DC 45° D15L LG 2200</td></tr> <tr><td>W7242214 - MF/DC 90° D15L LG 900</td><td>K7442211 - FF/DC 90° D12L LG 2250</td></tr> <tr><td>V7242259 - MF/DC 90° D15LD16S LG 650</td><td>J7442210 - FF/DC 90° D12L LG 3150</td></tr> <tr><td>U7242258 - FF/DC 45° D16SD15L LG 650</td><td>J7431975 - FF/DC 90° D15L LG 1800</td></tr> <tr><td>T7342215 - FB/DC D42L-1"1/2 3000 LG 1840</td><td>J7242248 - FF/DC 90° D22L LG 3400</td></tr> <tr><td>S7342214 - FB/DC D42L-1"1/2 3000 LG 1160</td><td>J7142290 - FF/DC 45° D22L LG 3250</td></tr> <tr><td>S7242210 - MF/DC D28L LG 1150</td><td>H7442209 - FF/DC 45° D12L LG 3000</td></tr> <tr><td>R7642294 - D38S FF/DC L2300</td><td>H7242293 - MF/DC D15L LG 900</td></tr> <tr><td>R7242209 - MF/DC 45° D22L LG 500</td><td>H7242201 - FF/DC 45° D16S LG 900</td></tr> <tr><td>Q7242254 - FF/DC 45° D16SD15L LG 850</td><td>G7342227 - FF/DC 90° D12L LG 550</td></tr> <tr><td>Q7242208 - FF/DC 45° D16S LG 1000</td><td>G7242246 - FF/DC D15L LG 850</td></tr> <tr><td>P7242230 - MF/DC 90° D16S LG 1100</td><td>F7342249 - FF/DC 90° D18L LG 2250</td></tr> <tr><td>N7242229 - MF/DC 90° D18L LG 1900</td><td>F7242268 - FF/DC 90° D42L LG 900</td></tr> <tr><td>M9431920 - FF/DC 90° D18L LG 850</td><td>F7142284 - AIR FF/DC 90° D12L LG 650</td></tr> <tr><td>M7442213 - FF/DC 45° D12L LG 2600</td><td>E6831993 - FF/DC 90° D15L LG 1500</td></tr> <tr><td>B7342245 - FF/DC 90° D18L LG 900</td><td>C7342246 - FF/DC 90° D18L LG 800</td></tr> <tr><td>B7242216 - FF/DC 90° D16S LG 850</td><td>A7242263 - FF/DC 90° D15LD16S LG 1250</td></tr> <tr><td>B6142220 - MF/DC D15L LG 1100</td><td>A7242240 - MF/DC D22L LG 900</td></tr> <tr><td>A9331974 - FF/DC 90° D15L LG 3000</td><td>A6842293 - AIR FF/DC 90° D12L LG 650</td></tr> <tr><td>A7342244 - FF/DC 45° D18L LG 1400</td><td></td></tr> </table>	Z7342243 - FF/DC 45° D18L LG 1200	M7142293 - FF/DC 45° D15L LG 2750	Z7242262 - MF/DC 90° D15LD16S LG 700	M6042203 - FF/DC 90° D12L LG 1500	Z7242216 - FF/DC 90° D16S LG 950	L8431919 - FF/DC 90° D18L LG 2850	X7342242 - FF/DC 45° D15L LG 320	L7442212 - FF/DC 45° D12L LG 2150	W7242260 - FF/DC 90° D15LD16S LG 700	L7242227 - FF/DC 90° D15L LG 1950	W7242237 - MF/DC 90° D15L LG 400	L7142282 - FF/DC 45° D15L LG 2200	W7242214 - MF/DC 90° D15L LG 900	K7442211 - FF/DC 90° D12L LG 2250	V7242259 - MF/DC 90° D15LD16S LG 650	J7442210 - FF/DC 90° D12L LG 3150	U7242258 - FF/DC 45° D16SD15L LG 650	J7431975 - FF/DC 90° D15L LG 1800	T7342215 - FB/DC D42L-1"1/2 3000 LG 1840	J7242248 - FF/DC 90° D22L LG 3400	S7342214 - FB/DC D42L-1"1/2 3000 LG 1160	J7142290 - FF/DC 45° D22L LG 3250	S7242210 - MF/DC D28L LG 1150	H7442209 - FF/DC 45° D12L LG 3000	R7642294 - D38S FF/DC L2300	H7242293 - MF/DC D15L LG 900	R7242209 - MF/DC 45° D22L LG 500	H7242201 - FF/DC 45° D16S LG 900	Q7242254 - FF/DC 45° D16SD15L LG 850	G7342227 - FF/DC 90° D12L LG 550	Q7242208 - FF/DC 45° D16S LG 1000	G7242246 - FF/DC D15L LG 850	P7242230 - MF/DC 90° D16S LG 1100	F7342249 - FF/DC 90° D18L LG 2250	N7242229 - MF/DC 90° D18L LG 1900	F7242268 - FF/DC 90° D42L LG 900	M9431920 - FF/DC 90° D18L LG 850	F7142284 - AIR FF/DC 90° D12L LG 650	M7442213 - FF/DC 45° D12L LG 2600	E6831993 - FF/DC 90° D15L LG 1500	B7342245 - FF/DC 90° D18L LG 900	C7342246 - FF/DC 90° D18L LG 800	B7242216 - FF/DC 90° D16S LG 850	A7242263 - FF/DC 90° D15LD16S LG 1250	B6142220 - MF/DC D15L LG 1100	A7242240 - MF/DC D22L LG 900	A9331974 - FF/DC 90° D15L LG 3000	A6842293 - AIR FF/DC 90° D12L LG 650	A7342244 - FF/DC 45° D18L LG 1400		
Z7342243 - FF/DC 45° D18L LG 1200	M7142293 - FF/DC 45° D15L LG 2750																																																			
Z7242262 - MF/DC 90° D15LD16S LG 700	M6042203 - FF/DC 90° D12L LG 1500																																																			
Z7242216 - FF/DC 90° D16S LG 950	L8431919 - FF/DC 90° D18L LG 2850																																																			
X7342242 - FF/DC 45° D15L LG 320	L7442212 - FF/DC 45° D12L LG 2150																																																			
W7242260 - FF/DC 90° D15LD16S LG 700	L7242227 - FF/DC 90° D15L LG 1950																																																			
W7242237 - MF/DC 90° D15L LG 400	L7142282 - FF/DC 45° D15L LG 2200																																																			
W7242214 - MF/DC 90° D15L LG 900	K7442211 - FF/DC 90° D12L LG 2250																																																			
V7242259 - MF/DC 90° D15LD16S LG 650	J7442210 - FF/DC 90° D12L LG 3150																																																			
U7242258 - FF/DC 45° D16SD15L LG 650	J7431975 - FF/DC 90° D15L LG 1800																																																			
T7342215 - FB/DC D42L-1"1/2 3000 LG 1840	J7242248 - FF/DC 90° D22L LG 3400																																																			
S7342214 - FB/DC D42L-1"1/2 3000 LG 1160	J7142290 - FF/DC 45° D22L LG 3250																																																			
S7242210 - MF/DC D28L LG 1150	H7442209 - FF/DC 45° D12L LG 3000																																																			
R7642294 - D38S FF/DC L2300	H7242293 - MF/DC D15L LG 900																																																			
R7242209 - MF/DC 45° D22L LG 500	H7242201 - FF/DC 45° D16S LG 900																																																			
Q7242254 - FF/DC 45° D16SD15L LG 850	G7342227 - FF/DC 90° D12L LG 550																																																			
Q7242208 - FF/DC 45° D16S LG 1000	G7242246 - FF/DC D15L LG 850																																																			
P7242230 - MF/DC 90° D16S LG 1100	F7342249 - FF/DC 90° D18L LG 2250																																																			
N7242229 - MF/DC 90° D18L LG 1900	F7242268 - FF/DC 90° D42L LG 900																																																			
M9431920 - FF/DC 90° D18L LG 850	F7142284 - AIR FF/DC 90° D12L LG 650																																																			
M7442213 - FF/DC 45° D12L LG 2600	E6831993 - FF/DC 90° D15L LG 1500																																																			
B7342245 - FF/DC 90° D18L LG 900	C7342246 - FF/DC 90° D18L LG 800																																																			
B7242216 - FF/DC 90° D16S LG 850	A7242263 - FF/DC 90° D15LD16S LG 1250																																																			
B6142220 - MF/DC D15L LG 1100	A7242240 - MF/DC D22L LG 900																																																			
A9331974 - FF/DC 90° D15L LG 3000	A6842293 - AIR FF/DC 90° D12L LG 650																																																			
A7342244 - FF/DC 45° D18L LG 1400																																																				
B8090550	<p>KIT FLEX PRDISPO GROUPE SOS:</p> <p>Z7431943FLEXIBLE 01sL FF1oc90° L2100 T7242257FLEXIBLE D12S D16S FF/DD L1100 T7142299FLEXIBLE D18L FF/DC90° L2100 R7242255FLEXIBLE D12L15L FF/DC90° L2100 M7242251FLEXIBLE D15L MF/DD L2150 K7342230FLEXIBLE D42LD35L FF/DC45° L800 C7242265FLEXIBLE D15L D12S MF/DO L2000</p>																																																			
B8490520	<p>KIT TUYAU CHASSIS</p> <p>PLANO TEREK C93490-88A PLANO TEREK F93490-91 PLANO TEREK G93490-92 PLANO TEREK L96491-08 PLANO TEREK X57478-82-A PLANO TEREK Z57478-83-A PLANO TEREK A57478-84-A PLANO TEREK C96491-23-A PLANO TEREK D96491-24-A PLANO TEREK D96491-47 A PLANO TEREK G96491-04 PLANO TEREK W96491-41-A PLANO TEREK C94490-23 A PLANO TEREK Z96471-19 PLANO TEREK K96491-07 A</p>																																																			



REFERENCE	DESIGNATION	PRIX REMISE	CATEGORIE	PHOTO			
D790571	KIT FLEXIBLES TOURELLE P12312		Kits	Photo non dispo			
	Z7342220 - MB/DC 90° D385-1*6000 LG 9	Z7342266 - MF/DC 90° D12L LG 3100					
	U7342216 - MF/DC D16S LG 750	Z7422285 - FF/DC 90° D12L LG 450					
	T7342261 - MB/DC 90° D308-3/4 6000 LG	W7342264 - FF/DC 90° D12L LG 3700					
	H7422270 - FF/DC 90° D38S LG 500	V9331970 - FF/DC 90° D12L LG 800					
	E7422290 - MM/DD D38S LG 1400	V7342263 - FF/DC D12L LG 3900					
	D7422289 - MM/DD D30S LG 1450	U7431916 - FF/DC 90° D12L LG 500					
	C7422288 - MF/DC 45° D42L LG 450	T7342238 - MF/DC 90° D12L LG 3300					
	A7342221 - MB/DC D38S-1*6000 LG 900	S7342260 - MF/DC 90° D12L LG 900					
	V7342240 - MF/DC 90° D28L LG 900	S7342237 - FF/DC 90° D12L LG 700					
	U7342262 - MM/DD D28L LG 2300	Q7342235 - FF/DC D12L LG 1450					
	P7342234 - FF/DC D22L LG 1600	M9331962 - FF/DC 90° D12L LG 360					
	N7442214 - MF/DC D28L LG 850	J9431963 - FF/DC 90° D12L LG 1050					
	M7342232 - FF/DC D28L LG 1650	G7342250 - FF/DC D12L LG 400					
	G7422292 - MF/DC 45° D28L LG 1100	F9431960 - FLEX D12L FF/DC 90 LG400					
	J6642270 FF/DC 90° D18L LG 900	F9331979 - FF/DC 90° D12L LG 2000					
	W7731999 - FF/DC 90° D18L LG 600	D7342224 - FF/DC 90° D12L LG 1900					
	T9331991 - FF/DC 90° D15L LG 2800	C9631942 - FF/DC 90° D12L LG 600					
	R9331943 - FF/DC 90° D15L LG 450	C7342223 - FF/DC 90° D12L LG 3200					
	Q7422277 - FF/DC 90° D15L LG 750	B7242287 - FF/DC 45° D12L LG 1250					
	N7342233 - FF/DC D15L LG 3000	B6642240 - FF/DC 90° D12L LG 900					
	G9331911 - FF/DC 90° D15L LG 800	X7342265 - FF/DC 90° D8L LG 4000					
	C9331976 - FF/DC 90° D15L LG2000	X6742264 - FF/DC 90° D8L LG 800					
	A9331974 - FF/DC 90° D15L LG 3000	V9331901 - FF/DC 90° D8L LG 450					
	A7342267 - FF/DC 45° D15L LG 1700	U7731974 - FF/DC 90° D8L LG 1700					
	A6642239 - FF/DC 90° D15L LG 900	U6142214 - FF/DC 90° D8S LG 500					
	F6831994 - FF/DC 90° D8L LG 1600	R7342259 - FF/DC 90° D8L LG 750					
	B7342222 - MF/DC 90° D8L LG 850	R6142211 - FF/DC 90° D8S LG 700					
		Q6142210 - FF/DC 90° D8S LG 900					
	D8090598	KIT POLYAMIDE A PARTIR 51148				Kits	Photo non dispo
		PUD6837443			OBTURATEUR PINLOCK		
		PE52207812			PATIN AVT SUP EQ PIDS		
PU55360112		PATIN AV LATERAL					
PEG6150850		PATIN AR INF EQ E1					
PE52217812		PATIN AV SUP EQ 11					
PU52217212		PATIN AR SUP E1					
PU52261712		PATIN AR SUP E1					
PU52272312		PATIN HL SUP					
PU52272212		PATIN HL INF					
PU52258012		BOUCHON					
PEV6150863		PATIN PAG6 160X88X20 EQ					
PEU6150862		PATIN PAG6 160X88X20 EQ					
PEH6150851		PATIN PAG6 160X88X20 EQ					
PEJ6150862		PATIN PAG6 156X58X20 EQ					
PE52227812		PATINAVT SUP EQ E2					
PU52227212		PATIN AR SUP E2					
PEM6150855		PATIN AR INF EQ E2					
PEN6150856		PATIN PAG6156X56X20 EQ					
PE52237812		PATIN AV SUP EQ E3					
PEP6150857		PATIN AR INF EQ E3					
PEM6150878		PATIN AR INF EQ 55					
PU52257212		PATIN AR SUP E5					
PE52250112		POULIE D342XD18DAD90					
PU52251912		ENTRETOISE 110X91X67					
PU52260312		ENTRETOISE 110X91X70					
PU52250512		ENTRETOISE 110 X 91 X 52					
PU52298012	SUPPORT PLASTIQUE 110X						
PEO6150858	PARIN AR INF EQ E4						
PU52267812	CACHE CAPTEUR D39						
PU52247212	PATIN AR SUP E4						
PU52237212	PATIN AR SUP E3						
D8290560	KIT FLEX GROS SOUS ENSEMBLES 31,60		Kits	Photo non dispo			
	Z7422239 - MF/DC 90° D18L LG 1000	G6142225 - FF/DC D18L LG 600					
	X7242261 - FF/DC D22L LG 420	F9431937 - MF/DC 90° D15L LG 600					
	X7242216 - MF/DC 90° D16S LG 1650	F7342295 - FF/DC D18L LG 450					
	W7731999 - FF/DC 90° D15L LG 600	F7342203 - ASPI FF/DC 90° D28L LG 650					
	W6742240 - MF/DC 90° D16L LG 1400	F7242245 - MF/DC 90° D15L LG 1400					
	V9331901 - FF/DC 90° D8L LG 450	F6142224 - MF/DC 90° D18L LG 700					
	V7242236 - MF/DC 45° D16S LG 1000	E7342294 - MF/DC 90° D15L LG 1700					
	U7422235 - MF/DC 90° D18L LG 1550	E7242221 - FF/DC 90° D16S LG 650					
	Q9331942 - FF/DC 90° D15L LG 1200	E7042259 - FF/DC 90° D16S LG 550					
	P7242267 - MF/DC 45° D22L LG 550	E6142223 - MF/DC 90° D18L LG 450					
	K7422249 - MF/DC D18L LG 750	D7342293 - MF/DC 45° D18L LG 1250					
	K7422263 - FF/DC 45° D16S LG 450	D7242266 - FF/DC 45° D15LD12L LG 800					
	K7142291 - FF/DC 45° D18L LG 1900	D7242243 - FF/DC D15L LG 1300					
	J7422202 - MF/DC 45° D15L LG 1000	D7242220 - MM/DD D16S LG 1450					
	J6642270 FF/DC 90° D18L LG 900	C7342292 - MF/DC D16S LG 1150					
	H7422224 - MF/DC D16L LG 1850	C7242219 - MF/DC D15L LG 1750					
	H7422291 - FF/DC 45° D16S LG 900	C6942230 - FF/DC 90° D22L LG 1000					
	G9331911 - FF/DC 90° D15L LG 800	C6842272 - FF/DC 90° D15L LG 2000					
	G7342296 - MF/DC D16S LG 1200	B7342291 - MF/DC 45° D16S LG 1100					
	G7242223 - FF/DC 90° D16S LG 600	B7242241 - FF/DC 90° D8S LG 2700					
	E8290561	KIT FLEX GROS SOUS ENSEMBLES				Kits	Photo non dispo
		W7731999 - FF/DC 90° D15L LG 600			L7142292 - FF/DC 45° D15L LG 2200		
		FLEX D16S FF/DC LG2350			L6642272 - FF/DC 90° D22L LG 1100		
		FLEX D15L FF/DC 90° LG 6800			FLEX D18L FF/DC 45° LG 1700		
		V9331901 - FF/DC 90° D8L LG 450			FLEX D18L FF/DC 45° LG 1600		
		FLEX D16S FF/DC48° LG2300			H7342297 - FF/DC 90° D18L LG 750		
FLEX D15L FF/DC 90° LG 6700		FLEX D18L FF/DC 90° LG 1350					
FLEX D18L FF/DC 45° LG 4700		G6142225 - FF/DC D18L LG 600					
FLEX D15L FF/DC LG 4000		FLEX D18L FF/DC 45° LG 950					
FLEX D15L FF/DC 90° LG 1400		F7431926 - FF/DC 90° D15L LG 1600					
T6942222 - FLEX D16S FF/DC90° LG2100		F7342203 - ASPI FF/DC 90° D28L LG 650					
FLEX D16S FF/DC45° LG1600		FLEX D15L FF/DC 45° LG 2150					
FLEX D15L FF/DC 90° LG 1300		FLEX D18L FF/DC 45° LG 650					
R7542290 - FLEX D16S FF/DC45° LG1450		FLEX D18L FF/DC 90° LG 500					
R7542267 - FF/DC 45° LG 1000		D6142222 - FF/DC 90° D18L LG 800					
FLEX D16S FF/DC90° LG1300		C6842272 - FF/DC 90° D15L LG 2000					
Q7422277 - FF/DC 90° D18L LG 750		FLEX D15L FF/DC 45° LG 1500					
FLEX D15L FF/DC 45° LG 3000		M7142293 - FF/DC 45° D16L LG 2750					
FLEX D16S FF/DC45° LG1250	FLEX D18L FF/DC 45° LG 2100						



REFERENCE	DESIGNATION	CATEGORIE	PHOTO
F8390543	KIT CLIMATISATION TOURELLE	Kits	Photo non dispo
	V9331901 - FF/DC 90° D8L LG 450		
	Q6842284 - FLEX D12L FF/DC 90° L950		
	FLEXIBLE D15L FF/DC90° LG550		
	J7342298 - FF/DC 90° D18L LG 700		
	J7042286 - FF/DC 90° D8L LG 700		
	F7642261 - FLEX D18L FF/DC45° L450		
	F6831994 - FF/DC 90° D8L LG 1600		
	E7642260 - FLEX D20S FF/DC90° L750		
D7531905 D8S FF/DC 90° LG 1400			
L8390548	KIT FLEX TREUIL AUXI	Kits	Photo non dispo
	FLEXIBLE D38S FF/DC90° LG900		
	V9331970 - FF/DC 90° D12L LG 800		
	V9331901 - FF/DC 90° D8L LG 450		
	U76422-51- FLEX FB/DC90° D38S 1"6000 LG1850		
	R9331943 - FF/DC 90° D15L LG 450		
	FLEXIBLE D15L FF/DC90° LG550		
	FLEXIBLE FF/DC 90° D8L LG600		
	F9431960 - FLEX D12L FF/DC 90 LG400		
	D7642259 - FLEX D28L FF/DC90° L850		
	FLEXIBLE D12L FF/DC90° LG550		
	A76422-56 - FLEX MB/DC90° D38S 1"6000 LG1370		
	FLEXIBLE D28L FF/DC90° LG1500		
M8190518	KIT FLEX PREDISPO TREUIL AUXI	Kits	Photo non dispo
	FLEXIBLE D28L FF/DC90° LG1200		
	V9331970 - FF/DC 90° D12L LG 800		
	V9331901 - FF/DC 90° D8L LG 450		
	U7431916 - FF/DC 90° D12L LG 500		
	R9331943 - FF/DC 90° D15L LG 450		
	FLEXIBLE D15L FF/DC90° LG550		
	FLEXIBLE FF/DC 90° D8L LG600		
	FLEXIBLE 38S MF/DD LG1140		
	F9431960 - FLEX D12L FF/DC 90 LG400		
	D7642236 - FLEX 4SH 32 MF / DD 38S LG 1240		
	FLEXIBLE D12L FF/DC90° LG550		
	FLEXIBLE D28L FF/DC90° LG1500		
M8390549	KIT FLEX PREDISPO TREUIL AUXI	Kits	Photo non dispo
	U76422-51- FLEX FB/DC90° D38S 1"6000 LG1850		
	R9331943 - FF/DC 90° D15L LG 450		
	F9431960 - FLEX D12L FF/DC 90 LG400		
	D7642259 - FLEX D28L FF/DC90° L850		
	FLEXIBLE D12L FF/DC90° LG550		
A76422-56 - FLEX MB/DC90° D38S 1"6000 LG1370			
Z8090548	KIT FLEXIBLES TREUIL P12312	Kits	Photo non dispo
	FLEXIBLE D38S FF/DC90° LG900		
	FLEXIBLE D28L FF/DC90° LG1200		
	V9331970 - FF/DC 90° D12L LG 800		
	V9331901 - FF/DC 90° D8L LG 450		
	U7431916 - FF/DC 90° D12L LG 500		
	R9331943 - FF/DC 90° D15L LG 450		
	FLEXIBLE D15L FF/DC90° LG550		
	FLEXIBLE FF/DC 90° D8L LG600		
	FLEXIBLE 38S MF/DD LG1140		
	F9431960 - FLEX D12L FF/DC 90 LG400		
	D7642236 - FLEX 4SH 32 MF / DD 38S LG 1240		
	FLEXIBLE D12L FF/DC90° LG550		
FLEXIBLE D28L FF/DC90° LG1500			



